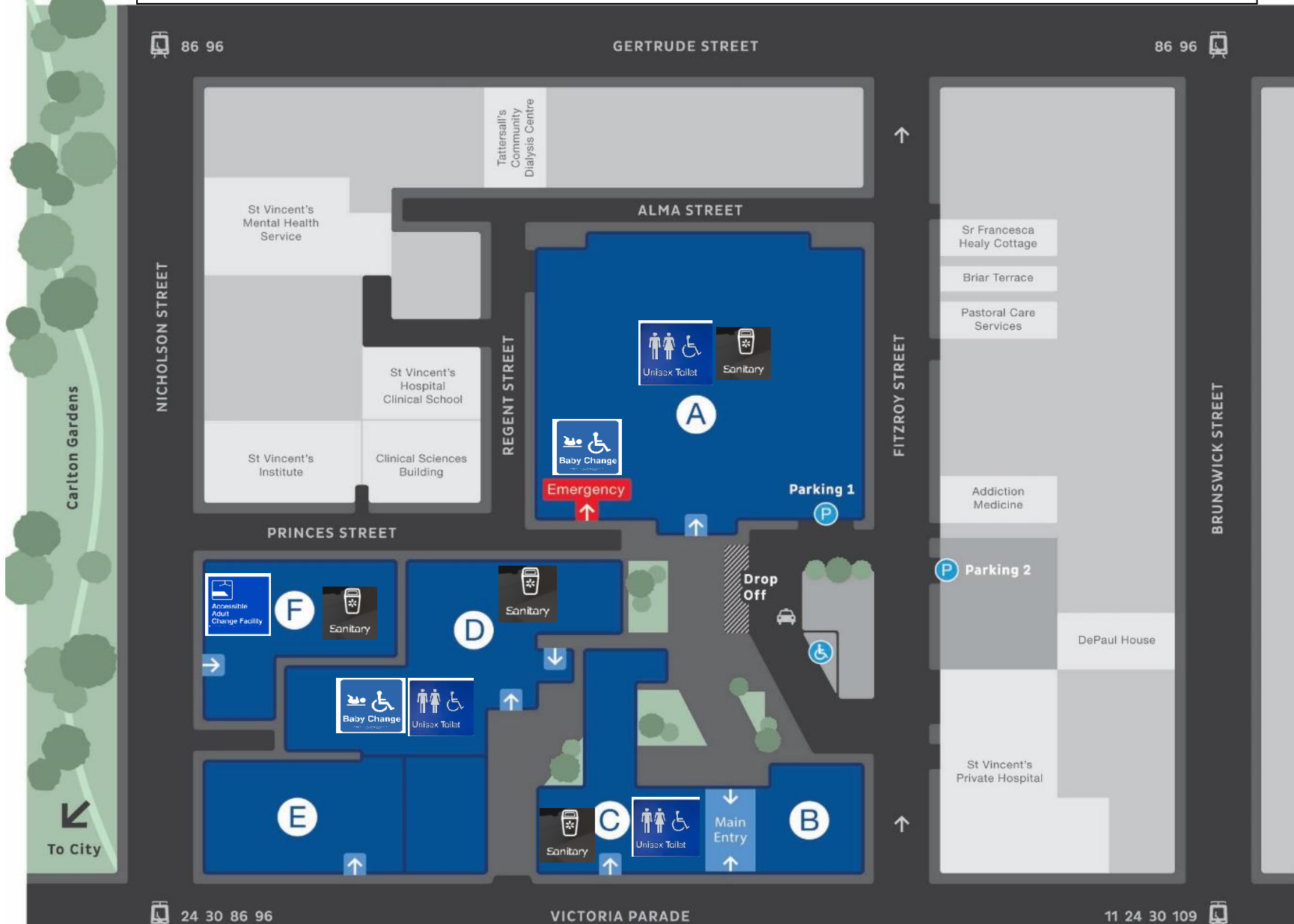


# Accessible toilet and changing facilities St Vincent's Hospital Melbourne Fitzroy site



Unisex accessible toilet



























































Baby changing facility



Sanitary bin located in male toilet



Adult changing facility

Building	Level	General location	Unisex	Sanitary bin	Change facility	Accessible
					 	
A	Ground	Emergency waiting room area			 	 Locked, see reception for access
		Male toilet near first waiting room				
	Floors 4-10	Near entrance to West side ward				 Standard wheelchair accessible width, push entry
C	Basement	Near MRI				 Standard wheelchair accessible width, slide for entry
	Ground	Next to Coba cafe/News agency			 	 Standard wheelchair accessible width, slide for entry
		Male toilet near Coba cafe/ News agency				
	Two	Opposite Heart centre				 Standard wheelchair accessible width, push entry
	Three	Next to Hand Surgery clinic				 Standard wheelchair accessible width, push entry
D	Ground	Near stairs/Green clinic				 Standard wheelchair accessible width, push entry
		Male toilet near stairs/ Green clinic				
	One	In Barbara Walker Centre			 	 Standard wheelchair accessible door, push entry
F	One	Next to Sleep centre/Respiratory			 	 Oversize wheelchair accessible width, push button entry/exit