

Medical Imaging Department

Ground Floor Inpatient Services Building

Your arrival

When you come in for the test we will check your details at reception and ask you to take a seat in the waiting room. Please be aware we do many different tests so people who come in after you may be taken in first. We will not keep you waiting any longer than we have to.

Identification

It is a legal requirement that our staff check your details. Don't worry if several people ask you your name, address and date of birth when they talk to you. They are making sure you are the correct person having the right test.

After your scan

A computer turns the scan into pictures which are then sent to one of our doctors to read. Our doctor will write a report which is sent to the doctor who asked you to have the test.

Results

You will get the result the next time you see your doctor.

Costs


You may be asked to sign a Medicare form but you won't have to pay anything.

Please ask

We know some people are anxious about having tests. If you have any questions or concerns please talk to our staff.



Main entrance to St Vincent's Inpatient Building



Hospital foyer showing entrance to Medical Imaging Reception

Medical Imaging Department Contact Details

Medical Imaging Department
Ground Floor, Inpatient Services Building
41 Victoria Parade, Fitzroy VIC 3065
Tel: 9288 4300 Fax: 9288 4299

Privacy Policy

We will protect your privacy by storing your personal information securely, only disclosing your information to relevant professionals.

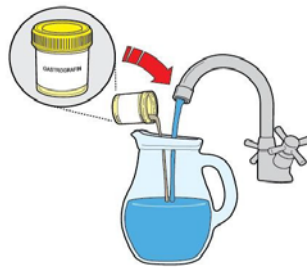
What will happen during your test

1



Pick up Gastrografin from Medical Imaging the day before your test

2



Mix whole jar of Gastrografin with 700ml of water (3 cups)

3



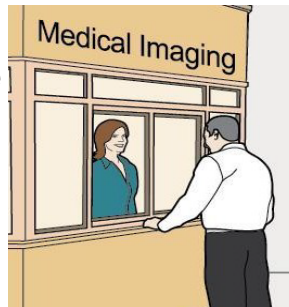
Cordial can be added to make it easier to drink

4



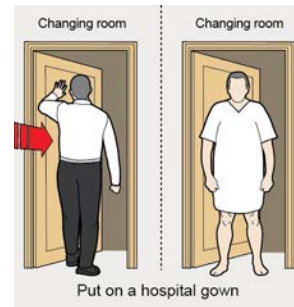
Drink 90 minutes before scan. Don't eat or drink anything more after you drink Gastrografin

5



Check in at desk, then take a seat and wait to be called

6



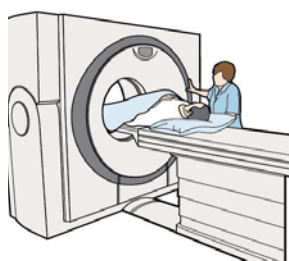
You may be asked to change into a gown

7



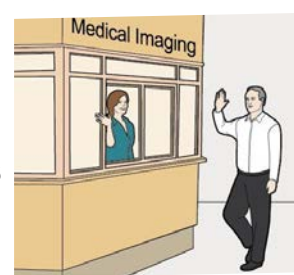
A drip may be put into your arm

8



Lie on the bed for the scan. It takes five minutes

9



After your scan you may leave **UNLESS** told to stay

10



Interpreters can be called if you need someone to speak your language