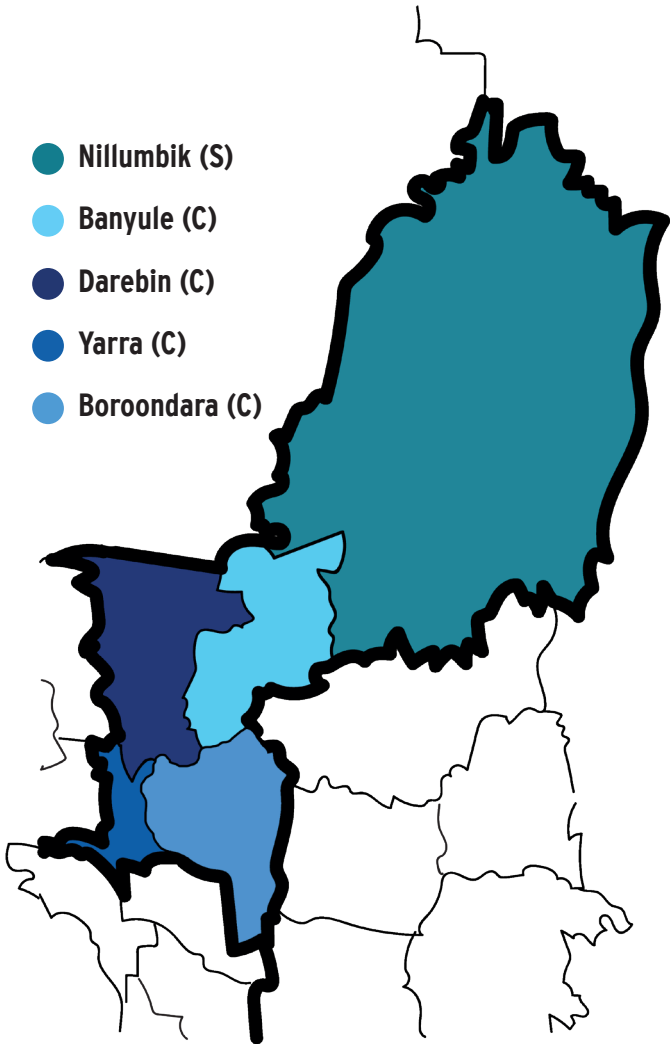



NEXUS CATCHMENT AREAS


- Nillumbik (S)
- Banyule (C)
- Darebin (C)
- Yarra (C)
- Boroondara (C)




CONTACT INFORMATION

All enquiries and requests for project support, advice or service capacity building can be directed to our central contact point.

 St Vincent's Hospital
Level 1, Bolte Wing
14 Nicholson St
Fitzroy VIC 3065

 +61 3 9231 2083

 nexus@svha.org.au

 www.svhm.org.au/nexus



DUAL DIAGNOSIS CONSULTATION SERVICE

Building the capacity of services to respond to, and improve outcomes for, people with mental health and substance use issues.

Guided by the principles of a **Strengths and Recovery orientated approach.**



OUR TEAM

The co-occurrence of mental health and substance use conditions is referred to as dual diagnosis in Victoria

At Nexus our role is to contribute to the further development of mental health and alcohol and other drug workers, agencies and sector's capacity to recognise and respond effectively to people experiencing dual diagnosis issues.

We are a small but diverse and highly skilled team, passionate and committed to the dual diagnosis needs of our catchment, which includes Nillumbik, Banyule, Darebin, Yarra and Borondara, all located in the north of metropolitan Melbourne.

We also support our rural colleagues in Northern Loddon Mallee, Southern Loddon Mallee and Campaspe.

NEXUS SUPPORTS STAKEHOLDERS TO IMPLEMENT AND SUSTAIN THE FOLLOWING KEY DUAL DIAGNOSIS (DD) PRACTICE ELEMENTS:

- Dual Diagnosis as core business across all sectors
- Capability for Mental Health and Alcohol and Other Drug staff to respond appropriately to clients with dual diagnosis
- Collaborative integrated care
- Outcome measurement and service monitoring of responses to dual diagnosis clients
- Consumer and Carer representation and involvement

KEY COMPONENTS OF THE NEXUS MODEL

